

CHRONOGRAPH ETA 251.264 BE PWD

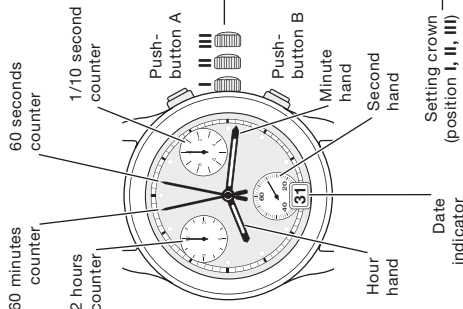


ETA SA Manufacture Horlogère Suisse
depuis 1793

622 229 - 25.02.2015 / ETA / 00

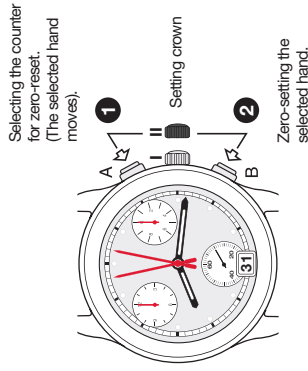
A DISPLAY

Watch hands




B SETTING THE COUNTERS TO ZERO

Setting crown in position II



C SETTINGS

Crown 3 positions

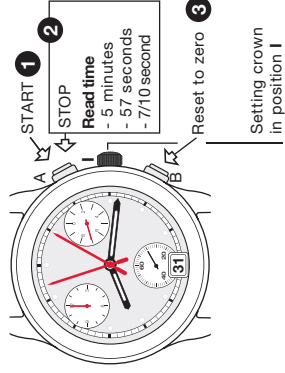


Normal running of watch
Correcting time-zone and
correction of the date at
every passing to midnight
Correcting time position:
stop second and correction of the
date at every passing to midnight

Note :
Dieting crown in position II
for longer 20 minutes
(time could be lost).

D TIMING MODE

Simple timing function

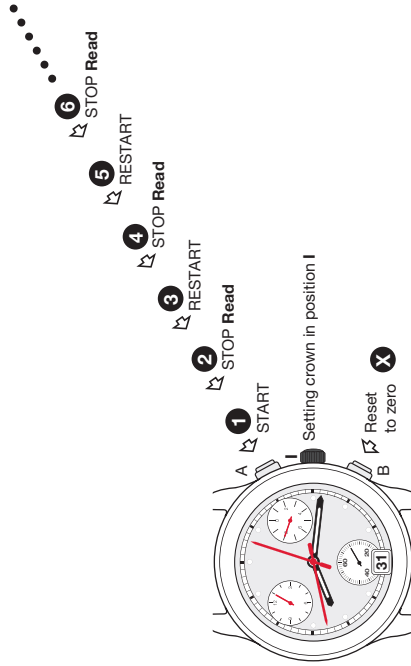


1 to 3 order of functions

WARNING
Before starting the time, put back the
chronograph hands to their original position.
If necessary, see paragraph SETTING THE
COUNTERS TO ZERO.

E TIMING MODE

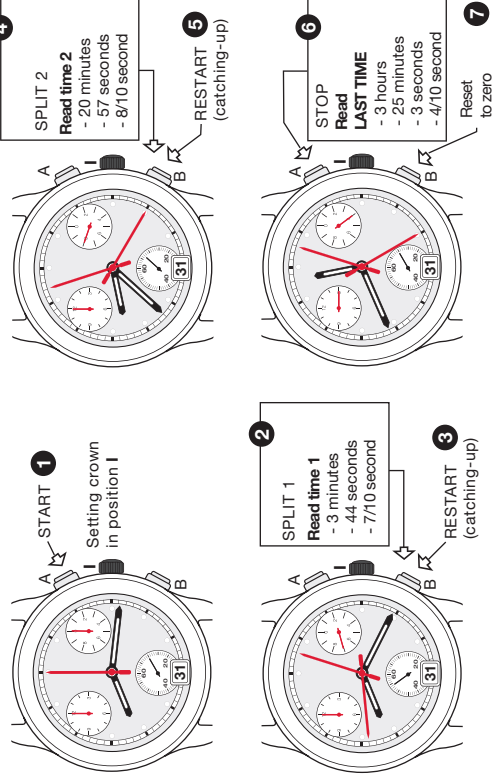
ADD function



1 to X order of functions

F TIMING MODE

SPLIT-TIME or INTERMEDIATE TIME function



1 to 7 order of functions