

# CHRONOGRAPH ETA 251.474 XB PWD

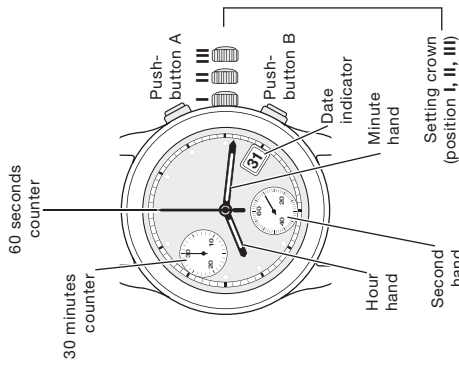


ETA SA Manufacture Horlogère Suisse  
depuis 1793

621.297 - 16.02.2015 / ETA / 00

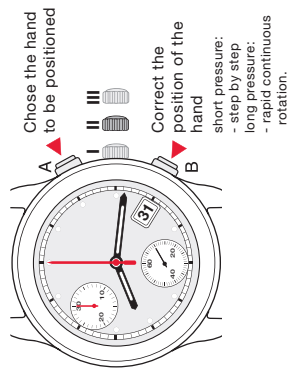
## A DISPLAY

Watch hands



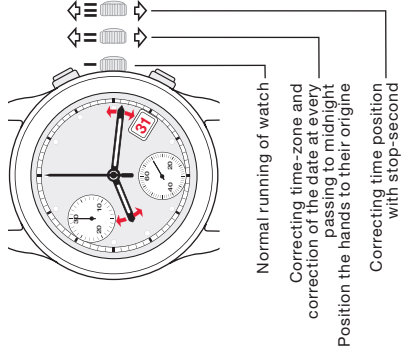
## B SETTING THE COUNTERS TO ZERO

Setting crown in position II



## C SETTINGS

Crown 3 positions

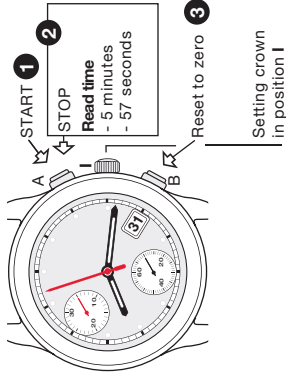


Note :

Diecting crown in position II for longer 20 minutes (time could be lost).

## D TIMING MODE

Simple timing function



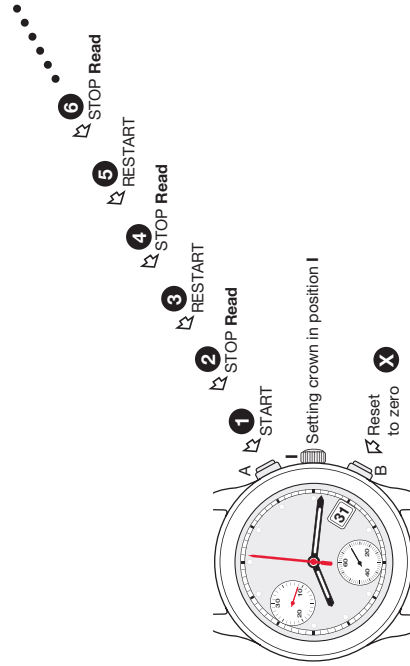
1 to 3 order of functions

### WARNING

Before starting the time, put back the chronograph hands to their original position. If necessary, see paragraph SETTING THE COUNTERS TO ZERO.

## E TIMING MODE

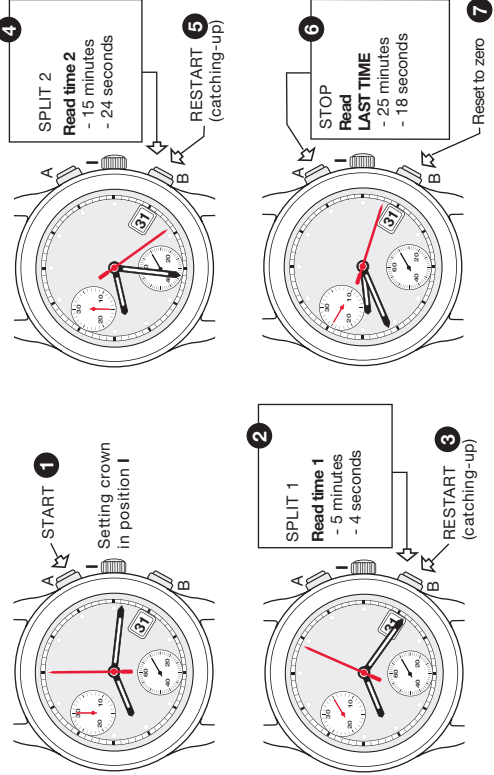
ADD function



1 to X order of function

## F TIMING MODE

SPLIT-TIME or INTERMEDIATE TIME function



1 to 7 order of functions