

# CHRONOGRAPH ETA 251.474 ZB PWD

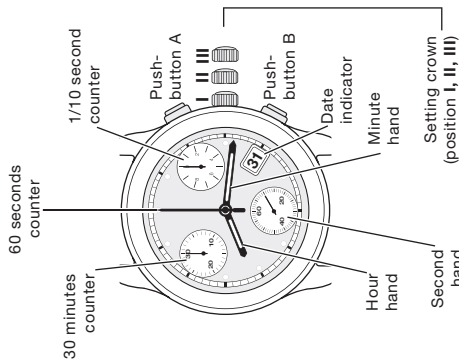


ETA SA Manufacture Horlogère Suisse  
depuis 1793

621.291 - 16.02.2015 / ETA / 00

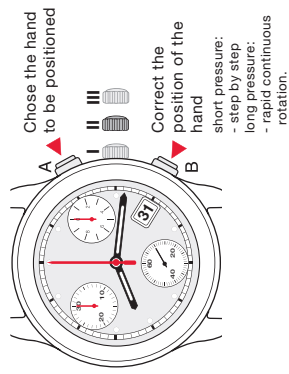
## A

**DISPLAY**  
Watch hands



## B

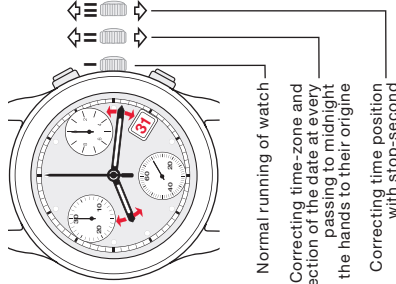
**SETTING THE COUNTERS TO ZERO**  
Setting crown in position II



Chose the hand to be positioned  
Correct the position of the hand  
short pressure:  
- step by step  
long pressure:  
- rapid continuous rotation.

## C

**SETTINGS**  
Crown 3 positions




Normal running of watch  
Correcting time-zone and correction of the date at every passing to midnight  
Position the hands to their origine  
Correcting time position with stop-second

**Note :**  
Dialling crown in position II for longer 20 minutes (time could be lost).

## D

**TIMING MODE**  
Simple timing function



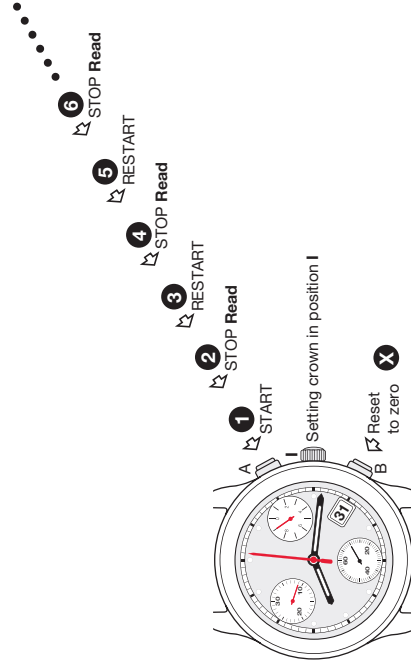
**1** to **3** order of functions

### WARNING

Before starting the time, put back the chronograph hands to their original position. If necessary, see paragraph **SETTING THE COUNTERS TO ZERO.**

## E

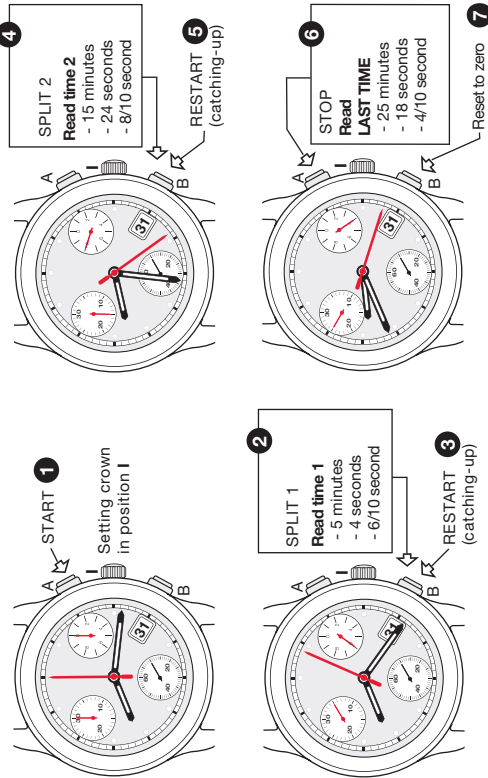
**TIMING MODE**  
ADD function



**1** to **X** order of function

## F

**TIMING MODE**  
SPLIT-TIME or INTERMEDIATE TIME function



**1** to **7** order of functions