

CHRONOGRAPH ETA 251.474 ZA PRD



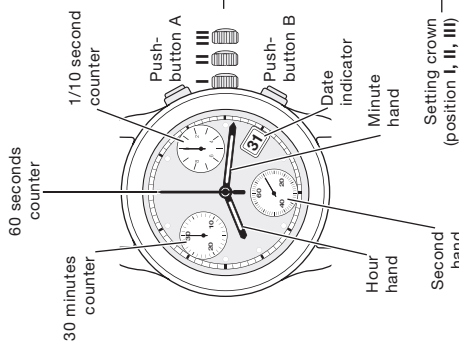
ETA SA Manufacture Horlogère Suisse
depuis 1793

621 183 - 16.02.2015 / ETA / 00

A

DISPLAY

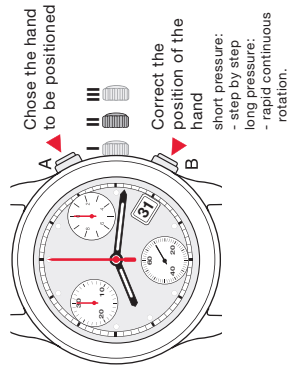
Watch hands



B

SETTING THE COUNTERS TO ZERO

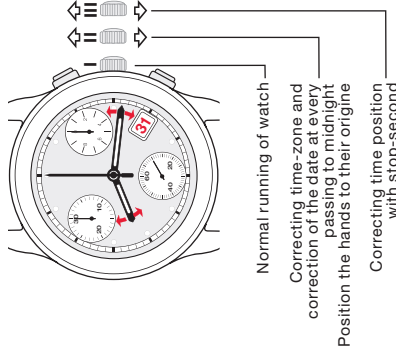
Setting crown in position II



C

SETTINGS

Crown 3 positions



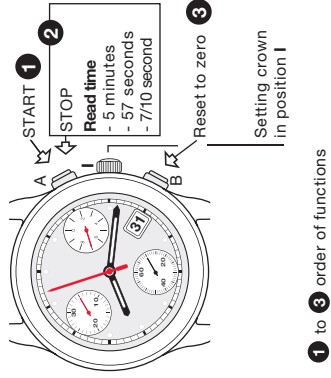
Note :

Dialling crown in position II for longer 20 minutes (time could be lost).

D

TIMING MODE

Simple timing function



1 to 3 order of functions

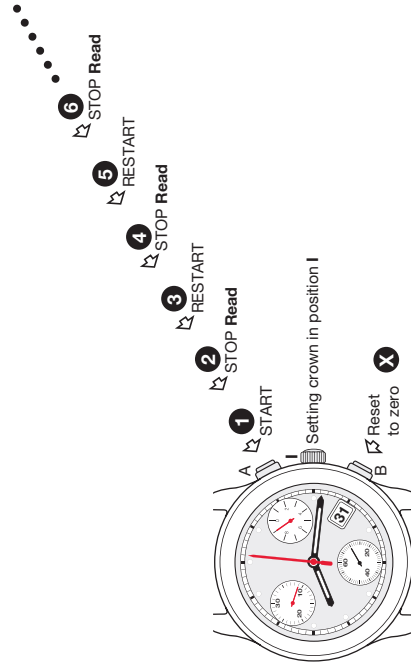
WARNING

Before starting the time, put back the chronograph hands to their original position. If necessary, see paragraph SETTING THE COUNTERS TO ZERO.

E

TIMING MODE

ADD function

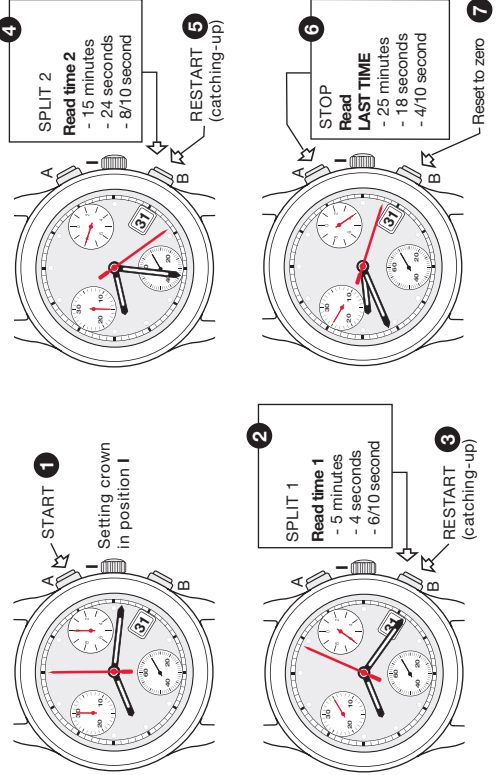


1 to X order of function

F

TIMING MODE

SPLIT-TIME or INTERMEDIATE TIME function



1 to 7 order of functions