

CHRONOGRAPH ETA 251.264 BD PRD



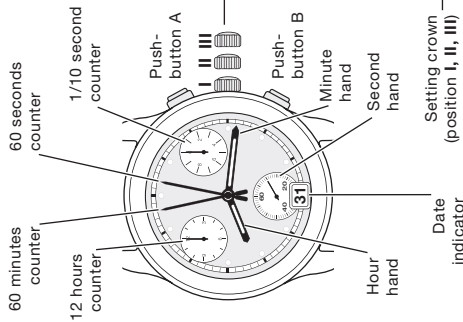
ETA SA Manufacture Horlogère Suisse
depuis 1793

593 239 - 25.02.2015 / ETA / 01

A

DISPLAY

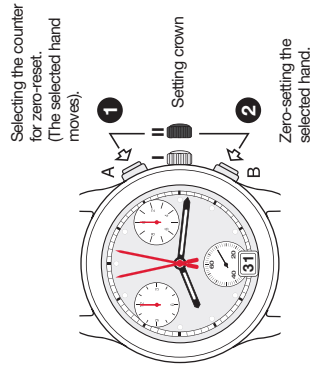
Watch hands



B

SETTING THE COUNTERS TO ZERO II


Setting crown in position II



C

SETTINGS

Crown 3 positions



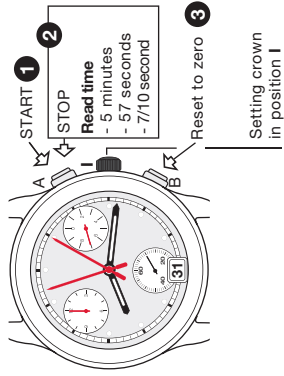
Normal running of watch
Correcting time-zone and correction of the date at every passing to midnight
Correcting time position: stop second and correction of the date at every passing to midnight

Note :
Dieting crown in position II for longer 20 minutes (time could be lost).

D

TIMING MODE

Simple timing function



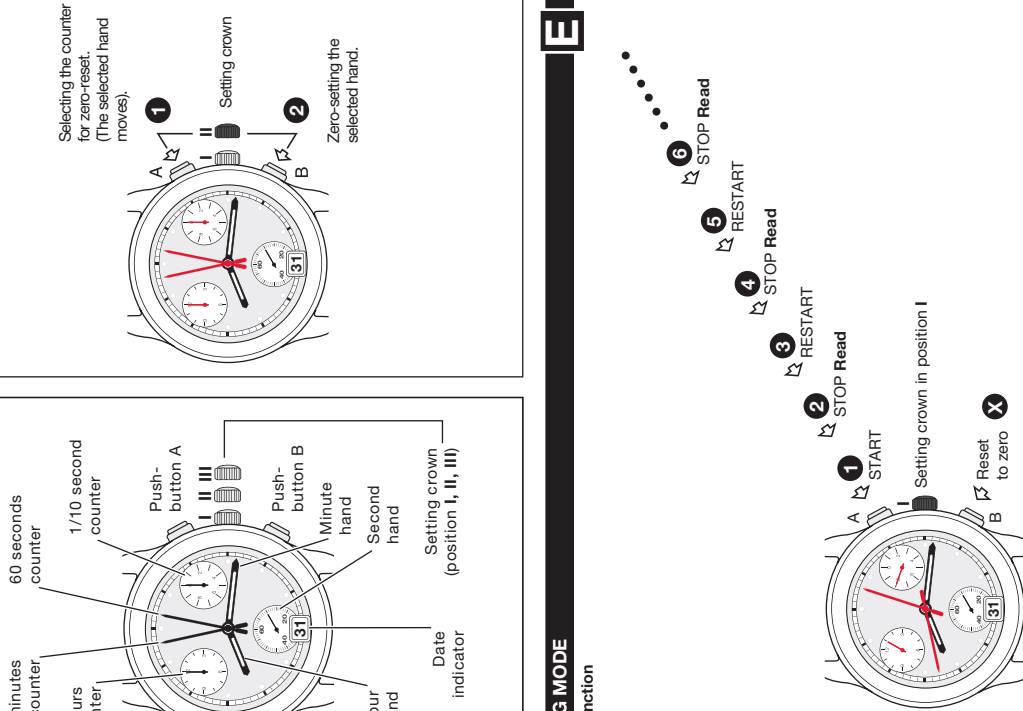
1 to 3 order of functions

WARNING
Before starting the time, put back the chronograph hands to their original position. If necessary, see paragraph SETTING THE COUNTERS TO ZERO.

E

TIMING MODE

ADD function

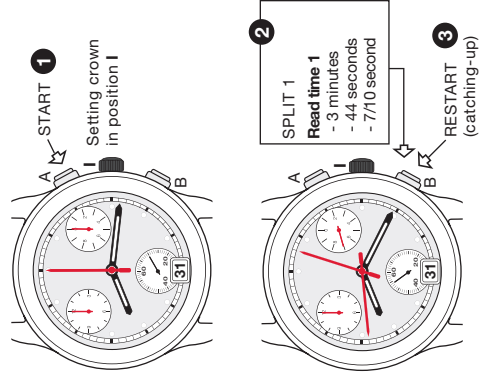


1 to X order of functions

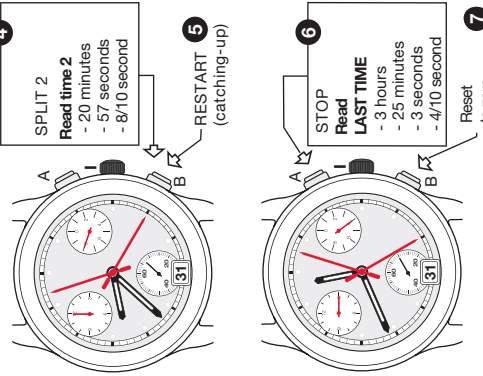
F

TIMING MODE

SPLIT-TIME or INTERMEDIATE TIME function



1 to 7 order of functions



7