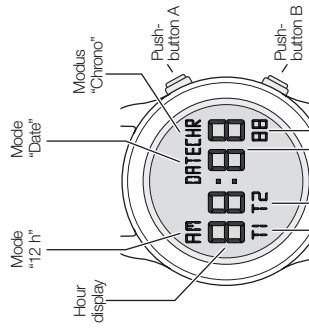



**DISPLAY**




**NAVIGATION**




**Time "T1" 1**  
A short press of 1.5 seconds: Selection mode "Date".



**Datum 2**  
A short press of 1.5 seconds: Selection mode "Chrono".  
The date is displayed 3 seconds with automatic return to mode T1 at the end of this time.




**Chrono 3**  
A short press of 1.5 seconds: Selection mode "Time T2".

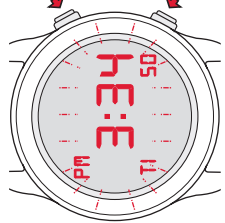


**Time "T2" 4**  
A short press of 1.5 seconds: Selection mode "Time T1".

**SETTINGS**

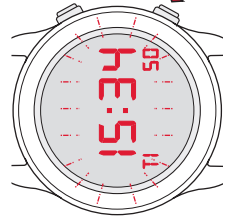


**1**  
A longer press of 2.5 seconds: Display flashes.

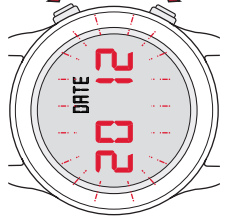


**2**  
A short press: Selection display "12h" or "24h" (Display flashes).

**C**



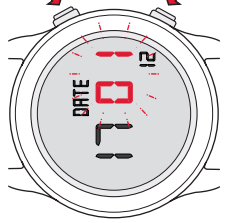
**3**  
A longer press of 2.5 seconds: Display "Year" (great).



**4**  
A short press: Display "Year" changes: Pushbutton A: + Pushbutton B: - (Display flashes).



**5**  
A longer press of 2.5 seconds: Display "Month" flashes.



**6**  
A short press: Display "Month" changes: Pushbutton A: + Pushbutton B: - (Display flashes).

ETA K18.401



ETA SA Manufacture Horlogère Suisse  
depuis 1793

593.666 - 24.09.2015 / ETA / 01

**SETTINGS (cont.)**



**7**  
A longer press of 2.5 seconds: Display "Date" flashes.

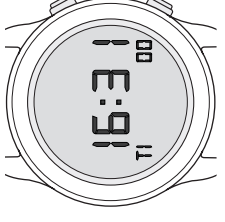


**8**  
A short press: Display "Date" changes: Pushbutton A: + Pushbutton B: - (Display flashes).

**C**



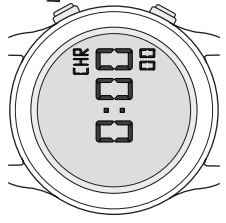
**13**  
A longer press of 2.5 seconds: Display "Second" flashes.



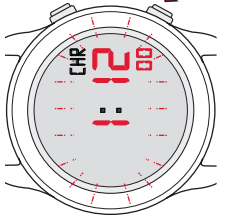
**14**  
A short press: Synchronization of display "Second".

**D**


**TIMING MODE**  
Split-time or intermediate time function



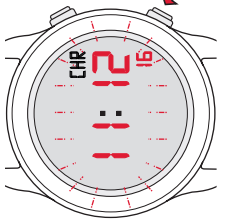
**1**  
**START:**  
A short press: Display: Minutes, seconds, 1/100 second.




**2**  
A short press: Display the "intermediate time 1". (Display flashes, time continues in the background).



**3**  
**RESTART:** (split second)  
A short press.



**4**  
A short press: Display the "intermediate time 2". (Display flashes, time continues in the background).



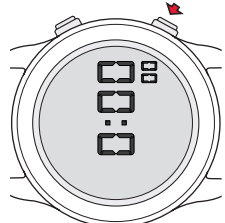
**5**  
**RESTART:** (split second)  
A short press.



**6**  
**END TIME:**  
A short press: Display the end time.

**D**

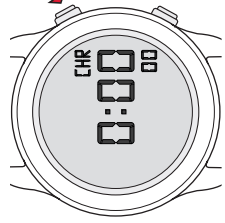
**TIMING MODE (cont.)**  
Split-time or intermediate time function




**7**  
**RESET TO ZERO:**  
A short press.

**E**


**TIMING MODE**  
ADD Function



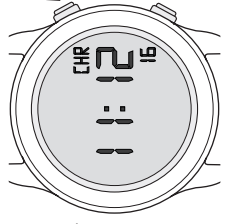
**1**  
**START:**  
A short press: Display: Minutes, seconds, 1/100 second.




**2**  
A short press: Stops the timer. (The time does not continue in the background).



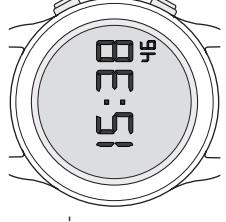
**3**  
**RESTART:**  
A short press.



**4**  
A short press: Stops the timer. (The time does not continue in the background).



**5**  
**RESTART:**  
A short press.

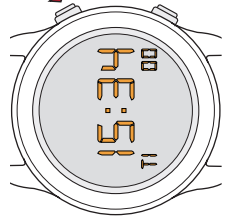


**6**  
**END TIME:**  
A short press: Display the end time.

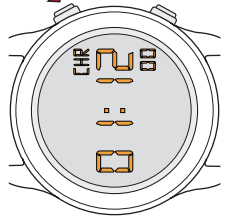
**7**  
**RESET TO ZERO:**  
A short press.

**E**

**TIMING MODE**  
ADD Function



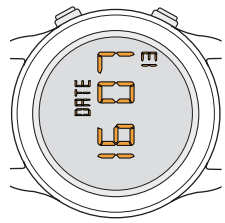
A short press of 1.5 seconds: Backlight for mode T1, T2, Date (Duration of backlight: 5 seconds).



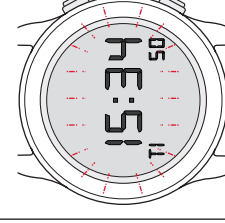
A short press of 1.5 seconds: Backlight for mode Chrono (Duration of illumination performance: 5 seconds).

**F**

**HINTERGRUND-BELEUCHTUNG**



Switching to setting mode automatically activates the backlight. This remains on for 5 seconds, or throughout if the user leaves no more than 5 seconds between operating steps.



The display flashes every 4 seconds (in mode: T1, T2, date, chrono, settings).

**G**

**END OF LIFE (EOL)**