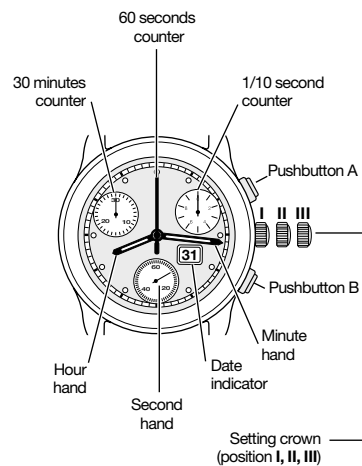
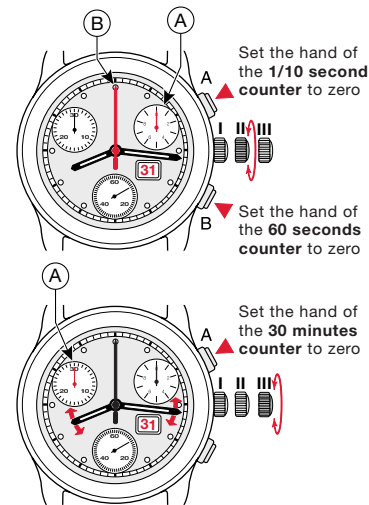


DISPLAY

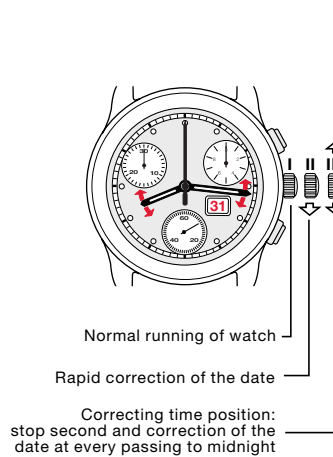
Watch hands

**A****SETTING THE COUNTERS TO ZERO**

Setting crown in position II or III

**B****SETTINGS**

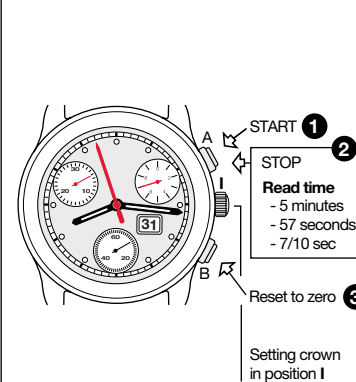
Crown 3 positions



Note
Setting crown in position III : **STOP-SECOND**

C**TIMING MODE**

Simple timing function



1 to 3 order of functions

WARNING
Before starting the time, put back the chronograph hands to their original position.
If necessary, see paragraph SETTING THE TIMERS TO ZERO.

D

GB USA

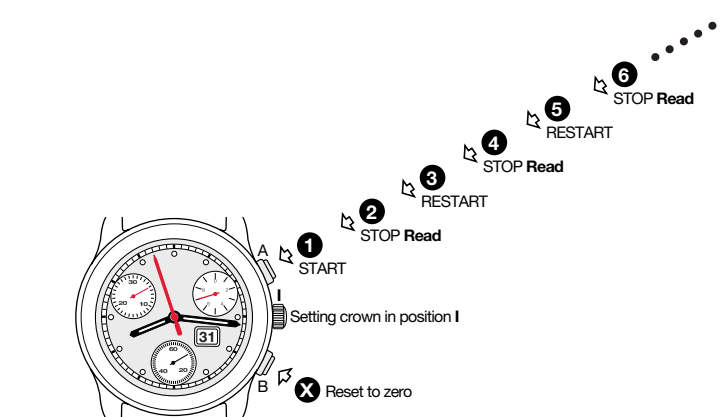
ETA G10.711
ETA G10.71A

Eta Swiss Quartz

292 624 - 01.09.2004 / ETA / 01

TIMING MODE

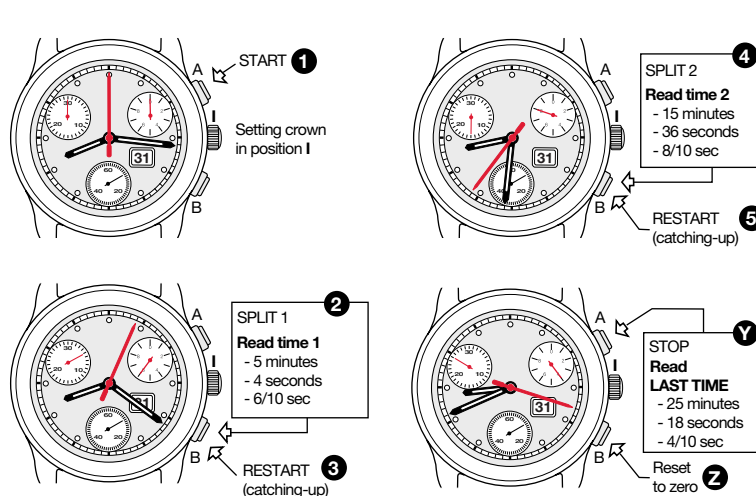
ADD function



1 to X order of functions

E**TIMING MODE**

SPLIT-TIME or INTERMEDIATE TIMES function



1 to Z order of functions

F